






Powering doors. Empowering people.



Automatic entrance solutions, ensuring an efficient flow of goods and people at the front, back and interior of any building.

ASSA ABLOY
Entrance Systems

Experience a safer
and more open world

Discover the power of automatic doors

Do you remember the last time you passed through an automatic entrance? Perhaps you did not notice since the very idea with automatic doors is to allow you to move forward, uninterrupted. The same goes for businesses relying on successful loading and unloading at all times of the day – trucks coming and going, warehouses operating around the clock. As an important part of your business flow, automated entrances and loading dock equipment make life more convenient while increasing safety, hygiene, efficiency and allowing for more sustainable buildings.

ASSA ABLOY Entrance Systems has a strong track record of providing automated entrance solutions that are convenient and enable you to perform at your best, both in business and in life.

By powering doors, we empower you, your business and your customers to enter new worlds with peace of mind.

Over the years, we have acquired some of the strongest brands in the industry – Besam, Crawford, Albany and Megadoor to name a few. Their founders shared the same pioneering spirit and vision – to create products and services that help customers improve their businesses and seize new opportunities. Today, we have a comprehensive

portfolio of innovative and reliable automated entrance solutions that connect people, places and goods seamlessly and efficiently.

For industries like distribution, logistics and manufacturing, we power businesses with more efficient operations, energy savings and enhanced security. In retail, healthcare, hospitality and transportation, we empower people with the ability to move freely without having to open any doors.

As your dedicated partner, we support you throughout the entire building process – from design and installation to service and modernization. Our experienced and specialized service teams are always there to take care of your doors, so you can focus on taking care of your business. With us by your side, you can enjoy the strength of a global supplier combined with the convenience and care of local support.

Are you also interested in discovering the power of automatic doors? We help you to open up for an efficient flow of goods and people with entrance solutions for the front, back and interior of any building. Solutions that everyday make you feel safe – so you can experience a more open world.



Our powerful offering

ASSA ABLOY Entrance Systems' comprehensive product portfolio of automated pedestrian, industrial & residential doors, loading dock equipment and service offers you convenient and secure access to the front, back and interior of any building.



Automatic doors

Improve and secure accessibility, hygiene control, safety and convenience in any building. Sliding-, swing- or revolving doors welcome visitors, guide traffic and preserve indoor climate zones.



Industrial & commercial doors

Facilitate logistics and increase safety with a better workflow. Overhead sectional doors, folding doors and vertical lifting fabric doors are available in a variety of configurations.



High speed doors

High speed doors can improve efficiency, safety and hygiene in applications for intense operation and in demanding conditions.



Roller shutters

Our roller shutter range includes insulated, single skin and fire rated which enables us to meet our clients' demands for security, thermal efficiency and fire integrity for a wide range of applications.



Hangar doors

Vertical-lifting hangar doors are for massive openings that might be exposed to high wind loads, temperature extremes and harsh environments, such as the aviation, mining and shipyard industries.



Loading dock equipment

Levelers, shelters, loadhouses and other accessories make loading and unloading goods safer, more efficient and convenient.



Service

As entrances are part of your business flow, there is every reason to keep them working well. Rely on our team of experts, digital services and connected IoT solutions, to access real-time data and get a full-service overview for maximum control and uninterrupted entrance availability.

**Always available
and right around
the corner – we
are your local
service partner.**

To find your service solution visit
assaabloyentrance.co.uk/en/service/



Complete range of automatic entrance solutions

Each business has its own specific challenges and requirements on its entrances. Benefit from ASSA ABLOY Entrance Systems' expert knowledge to optimize your entrances for the perfect flow of people, goods and vehicles in your facilities.






Retail

Retail businesses rely on the smooth movement of goods and people throughout the working day. With our automatic entrances, customers can enter and exit obstruction-free, while deliveries and stock move seamlessly through service entrances and to the shop floor.



Distribution & logistics

In the business of moving and distributing goods, smooth processes and efficient operations are essential. Our full portfolio of docking solutions ensures that loading and unloading is always safe, fast and sustainable.



Transportation

In the transport industry, getting people to where they want to be on time is crucial. With well-placed automated entrances, hold-ups can be minimized by facilitating travelers' constant flow while staff and customers are kept safe and vehicles and stations secured.



Hospitality

First impressions matter in the hospitality industry. From visually appealing front entrances designed to optimize internal environments, to secure and functional internal and staff entrances, we have a full range of entrances that enhance every guest's experience.



Manufacturing

Manufacturing facilities need to separate environments, maintain optimum temperatures and optimize the flow of production. Our portfolio of automated entrance solutions ensures not only efficient production processes but also a safe, smooth flow of people and vehicles.



Healthcare

In any healthcare facility, a full range of accessible, flexible and hygienic entrances is required. Our automated entrances can help every healthcare facility ensure that staff, patients and visitors can come and go easily without touching any door handles. That emergency cases have a smooth transition from ambulance to the emergency room and that isolated internal areas remain sealed.



Private sector

Banks, office buildings and facility management organizations need every kind of door solution, from pleasing entrances for visitors to sophisticated security for employees.



Public sector

From government buildings to sports arenas, entrances should enhance the visitor experience while providing convenience and safety for the staff.



Heavy industry & mining

Our solutions cover almost any opening, including applications that face incredibly tough requirements: dozens of opening cycles per day, gritty, dirty, often corrosive environments, as well as extreme weather and temperature conditions.



Aviation

Air hangars need entrances that can cover large openings, withstand extreme weather conditions and are not limited by size or configuration. Our range of hangar doors meet top safety standards and require minimal maintenance.



Shipyards

Shipyards rely on robust, hard-wearing entrances of varying sizes to maintain indoor comfort and save energy. With hangar doors and vertical lifting fabric doors to keep yards protected from the coastal elements, and pedestrian entrances and industrial entrances for vehicles, we have every entrance covered to ensure shipyards operate efficiently.

What are your specific entrance needs?

Learn more about what powered doors can do for your business at assaabloyentrance.co.uk/en/case-studies/



Facts & figures*



* ASSA ABLOY Entrance Systems Division, year 2020



Empowering your business

Your automatic entrances will run smoothly with ASSA ABLOY Entrance Systems taking care of planning, design, installation and service for the front, back and interior of your building – a commitment that extends throughout the product lifecycle.

Support through the entire building process

You only need one partner for your automatic entrances. Together with you, we work to align all processes and ensure adherence to deadlines and schedules. You can be assisted with:

- Project management and budgeting
- Specification, drawings and bespoke solution design
- Safety standards, codes and regulations compliance
- Planning the flow of goods and people
- LEED and BREEAM consulting
- BIM objects

Focus on your business, not your doors

Keep your doors running with our service agreement. We ensure the highest standing fix rate in the industry with our standing stock of original parts for all types of automated doors and docking solutions – no matter who made them. Our trained service experts make sure your business stays compliant with local regulations, and can help lower the total cost of ownership for your doors with proactive modernization, supported by the latest digital and connected technology. And in case of emergency, we are in your area available 24/7 to get your business back on track.

Open your door to sustainability

Make your company more sustainable with our energy-saving solutions. Minimize energy loss, improve indoor air quality, increase daylight, control air circulation and optimize the overall energy performance of any building. And in our own production, sustainability considerations drive everything we do, from sourcing to recycling.

The ASSA ABLOY Group is the global leader in access solutions.
Every day, we help billions of people experience a more open world.

ASSA ABLOY Entrance Systems provides solutions for efficient and safe flow of goods and people. Our offering includes a wide range of automated pedestrian, industrial and residential doors, loading dock equipment, perimeter fencing and service.

ASSA ABLOY
Entrance Systems